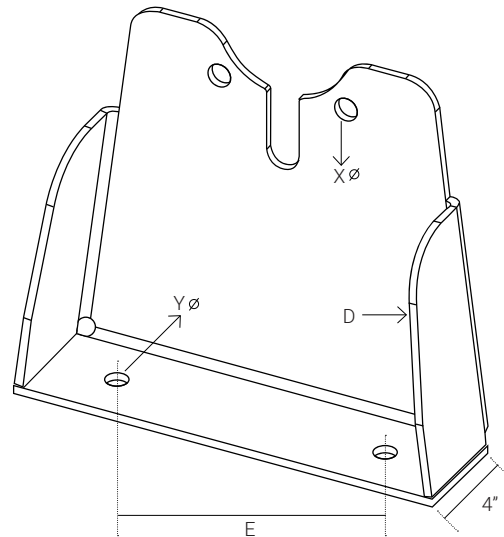
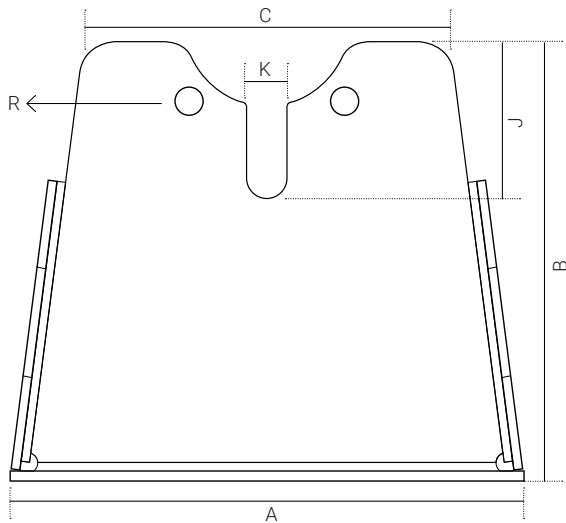


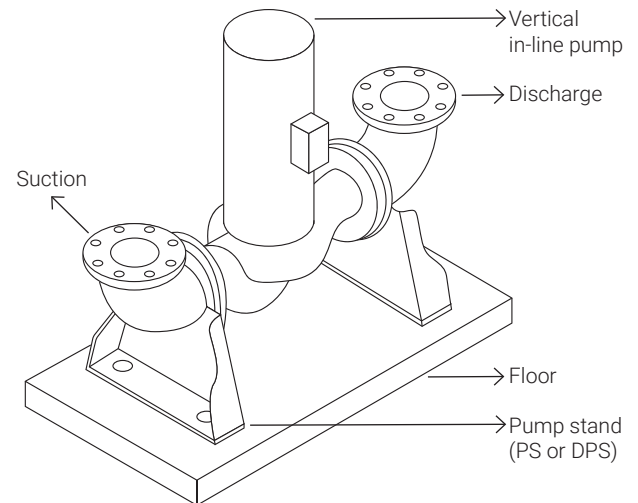
CATEGORY : DAMPING PADS



VPS

DESCRIPTION

- Pump stands are designed for minimum 1g lateral seismic load for most matching
- Stands are fabricated with high strength low alloy steel
- Bolt holes located to match ANSI 125 cast iron flange dimensions 150 and 250 use the same bolt pattern)
- Pump stands are powder- coated enamel for corrosion protection
- Cutouts are sized to accommodate standard class 150 flanges
- Pump stands must be installed in pairs on inline pumps



Pump stand typical installation

model no.	inch	A	B	C	D	E	X	Y	R	J	K
VPS 1.5	1 1/2	14	12	10 1/4	1/4	9	5/8	3/4	1 15/16	2.94	0.94
VPS 2	2	14	12	10 1/4	1/4	9	3/4	3/4	2 3/8	3.50	1.06
VPS 2.5	2 1/2	14	12	10 1/4	1/4	9	3/4	3/4	2 3/4	4	1.06
VPS 3	3	14	12	10 1/4	1/4	9	3/4	3/4	3	4 1/4	1.06
VPS 4	4	18	15	15 9/16	3/8	12	3/4	7/8	3 3/4	5	1.06
VPS 5	5	18	15	15 9/16	3/8	12	7/8	7/8	4 1/4	5.56	1.19
VPS 6	6	18	15	15 9/16	3/8	12	7/8	7/8	4 3/4	6.06	1.19
VPS 8	8	18	15	15 9/16	3/8	12	7/8	7/8	5 7/8	7.31	1.19

NOTE : Research and development is a continuous process with us as improvements are made from time to time, specifications/ dimensions may change without notice. Tolerances in dimensions are as per international standards.